

# 702

## Soft Serve Freezer

Single Flavor

### Features

Offer all the popular soft serve variations from low or non-fat ice creams to custards, yogurt and sorbet.

### Freezing Cylinder

One, 4 quart (3.8 liter).

### Mix Hopper

One, 20 quart (18.9 liter). Separate hopper refrigeration (SHR) maintains mix below 41°F (5°C) during Auto and Standby modes.

### Indicator Lights

Add Mix light alerts operator to add mix.

### Solid State Controls

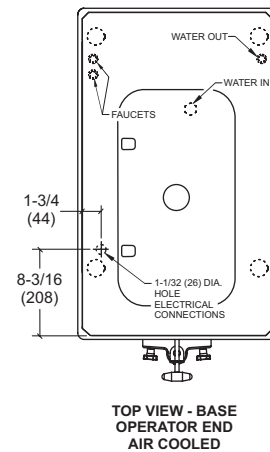
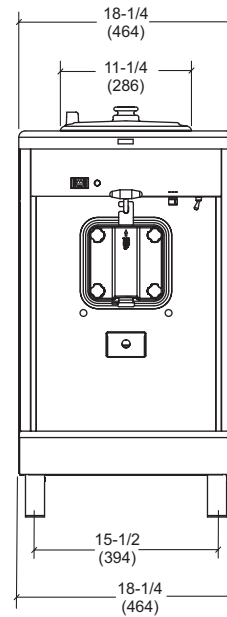
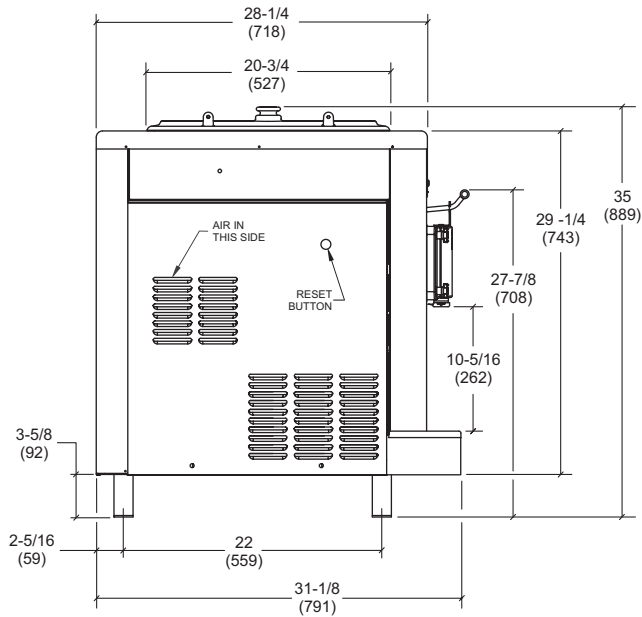
Thermistor control precisely monitors temperature to maintain consistent quality.

### Standby

During long no-use periods, the standby feature maintains safe product temperatures in the mix hopper and freezing cylinder.



# 702 Soft Serve Freezer



NOTE: FIGURES IN PARENTHESES INDICATE MILLIMETERS.

Weights	lbs.	kgs.
Net	313	142.0
Crated	338	153.3
	cu. ft.	cu. m.
Volume	18.7	0.53
Dimensions	in.	mm.
Width	18-7/16	468
Depth	31-15/16	811
Height	36-3/8	924
Counter Clearance	4-1/4	108

\*Mounted on standard legs

Electrical	Maximum Fuse Size	Minimum Circuit Ampacity	Poles (P) Wires (W)
208-230/60/1 Air	20	17	2P 3W
208-230/60/1 Water	20	16	2P 3W
208-230/60/3 Air	15	12	3P 4W
208-230/60/3 Water	15	11	3P 4W
220-240/50/1 Air	15	13	2P 3W
380-415/50/3N~ Air	8	7	4P 5W

This unit may be manufactured in other electrical characteristics. Refer to the local Taylor Distributor for availability.

(For exact electrical information, always refer to the data label of the unit.)

## Bidding Specs

Electrical: Volt \_\_\_\_\_ Hz \_\_\_\_\_ ph \_\_\_\_\_  
 Neutral: Yes No | Cooling: Air Water NA

Options: \_\_\_\_\_

## Specifications

### Electrical

One dedicated electrical connection is required. See the Electrical chart for the proper electrical requirements. Manufactured to be permanently connected. Consult your local Taylor distributor for cord & receptacle specifications as local codes allow.

### Beater Motor

1.0 HP

### Refrigeration System

One, 4,900 BTU/hr. R404A

Separate Hopper Refrigeration (SHR), One, 400 BTU/hr. R134a. (BTUs may vary depending on compressor used.)

### Air Cooled

Minimum 6" (152 mm) on both sides. Install the skirt provided on the right side of the unit and place the back of the unit against the wall to prevent recirculation of warm air. Minimum air clearances must be met to assure adequate air flow for optimum performance.

### Water Cooled

Water inlet and drain connections under side of base 3/8" FPT.

## Options

- Cone Dispenser
- Faucet
- Panel Spinner

Continuing research results in steady improvements; therefore, these specifications are subject to change without notice.



Taylor Company,  
 Rockton, Illinois 61072  
 815-624-8333 800-255-0626 Fax 815-624-8000  
 www.taylor-company.com