

- KDT-1700A KDT-1700W KDT-1700N
- KYT-1700A KYT-1700W KYT-1700N



KT-1700 Ice Kube Machine



- Easy access to food zone with removal of two screws and lift-off door
- High-tech exterior with smudge and fingerprint resistant stainless-like finish
- White plastics in the food zone help identify areas needing cleaning
- Water shield, distribution tube, pump, floats, and trough removable by hand
- Available CleanAir™ pack controls the growth of bacteria and fungi that form slime and cause odors in the food zone

WARRANTY:

Ice Maker: 3 year Parts & Labor
 Evaporator: 5 year Parts & Labor
 Compressor: 5 year Parts & 3 year Labor

KT-1700
ICE KUBE MACHINE



HALF KUBE
 $\frac{3}{8}'' \times 1\frac{1}{8}'' \times \frac{7}{8}''$
 (.95 x 2.86 x 2.22 cm)

$\frac{\text{❄️}}{\text{💧}} = 100\%$






















KUBE
 $\frac{7}{8}'' \times \frac{7}{8}'' \times \frac{7}{8}''$
 (2.22 x 2.22 x 2.22 cm)

$\frac{\text{❄️}}{\text{💧}} = 100\%$

Koolaire KT-1700 Ice Kube Machine on a K970 Bin.

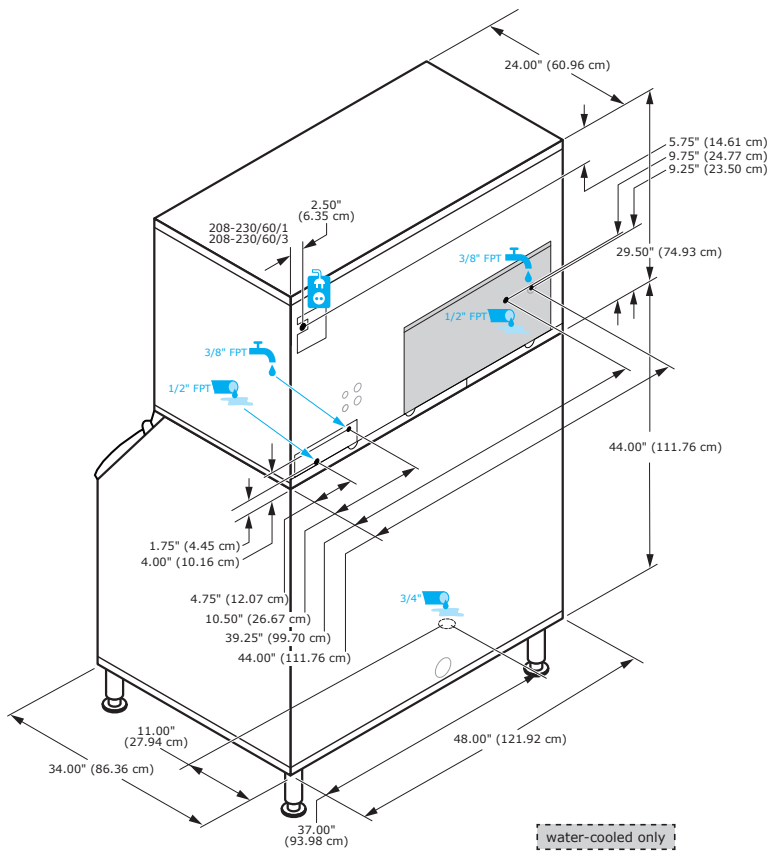
Both ice machine and bin are AHRI certified.






Icon	Icon	Icon	24h    				
			70°/50°F 21°/10°C	90°/70°F 32°/21°C			
KDT-1700A			1800 lbs 816 kg	1350 lbs 612 kg	4.6	20.0	
KYT-1700A			1800 lbs 816 kg	1380 lbs 626 kg			
KDT-1700W			1765 lbs 800 kg	1460 lbs 662 kg	3.5	20.0	
KYT-1700W			1815 lbs 823 kg	1550 lbs 703 kg			
KDT-1700N*			1680 lbs 762 kg	1380 lbs 626 kg	4.26	20.0	
KYT-1700N*			1740 lbs 789 kg	1477 lbs 670 kg			

* Remote condenser JCT1500 must be ordered with "N" models

KT-1700 ICE KUBE MACHINE



Minimum	Maximum
40°F 4.4°C	110°F 43.3°C
40°F 4.4°C	90°F 32.2°C
20psi 138 kPa	80psi 551 kPa
18.1	A
16.5	
15.2	
30 Amp for Air Cooled 25 for water & remote	

	296 lbs	134 kg
	298 lbs	135 kg
	303 lbs	137 kg

Water-cooled condenser water usage /100 lbs or 45.4 kgs. of ice: 140 gal/530 L.

KOOLAIRE
By MANITOWOC

2110 SOUTH 26TH ST | MANITOWOC, WI 54220 USA | 1-920-682-0161 [www.kool-aire.com]